

DEIS Pupil Questionnaire Report

	Yes		No		Not sure	
	Count	Row N %	Count	Row N %	Count	Row N %
1 I like coming to school	23	74.2%	6	19.4%	2	6.5%
2 I come to school most days	29	93.5%	0	0.0%	2	6.5%
3 I only stay out of school when I am sick	16	53.3%	12	40.0%	2	6.7%
4 I sometimes stay out of school for other reasons	25	80.6%	3	9.7%	3	9.7%
5 I have missed a lot of days in sixth class	2	6.5%	26	83.9%	3	9.7%
6 Children in my class get a reward for coming to school often	12	38.7%	13	41.9%	6	19.4%
7 I sometimes get a reward for coming to school	10	32.3%	16	51.6%	5	16.1%
8 I will go to secondary school	30	96.8%	0	0.0%	1	3.2%
9 I will stay in secondary school	27	87.1%	1	3.2%	3	9.7%
10 I would like to go to college	25	80.6%	1	3.2%	5	16.1%
11 I like the things I do in school	27	87.1%	2	6.5%	2	6.5%
12 I like English	23	74.2%	6	19.4%	2	6.5%
13 I like Maths	29	93.5%	2	6.5%	0	0.0%
14 My teachers encourage me to work hard	31	100.0%	0	0.0%	0	0.0%
15 I am good at writing and spelling	19	63.3%	2	6.7%	9	30.0%
16 I am doing well at maths	27	87.1%	1	3.2%	3	9.7%
17 I often get to use computers in school	8	25.8%	20	64.5%	3	9.7%
18 I am a good reader	18	58.1%	4	12.9%	9	29.0%

DEIS Pupil Questionnaire Report

	Yes		No		Not sure	
	Count	Row N %	Count	Row N %	Count	Row N %
19 My teacher tells me how to improve my work	29	93.5%	0	0.0%	2	6.5%
20 My teachers talk to me about my test results	19	63.3%	7	23.3%	4	13.3%
21 My teachers talk to someone at home about my work in school	29	93.5%	0	0.0%	2	6.5%
22 I think a breakfast club is a good idea	20	66.7%	5	16.7%	5	16.7%
23 I like to go to the afterschool clubs and other activities	26	86.7%	2	6.7%	2	6.7%
24 Someone at home helps me with my homework	14	48.3%	15	51.7%	0	0.0%
25 I am doing well with my homework	26	83.9%	1	3.2%	4	12.9%
26 Someone at home reads to me	25	80.6%	4	12.9%	2	6.5%
27 Someone at home comes to school to talk to the teacher	22	73.3%	2	6.7%	6	20.0%
28 I miss out on some lessons because I go to other teachers	11	35.5%	19	61.3%	1	3.2%

Statistics

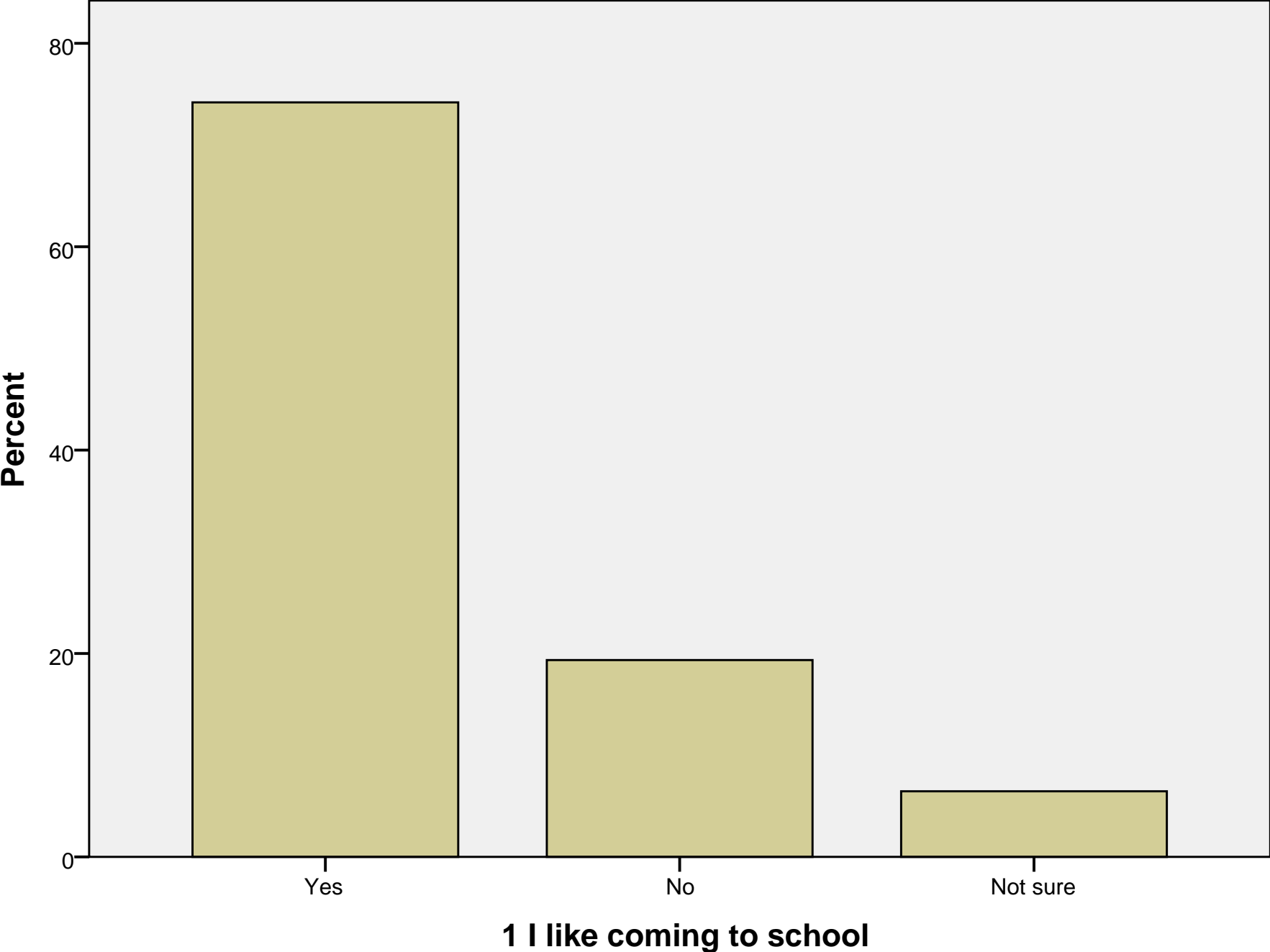
1 I like coming to school

N	Valid	31
	Missing	0

1 I like coming to school

	Frequency	Percent	Valid Percent	Cumulative Percent
Valid Yes	23	74.2	74.2	74.2
No	6	19.4	19.4	93.5
Not sure	2	6.5	6.5	100.0
Total	31	100.0	100.0	

1 I like coming to school



Statistics

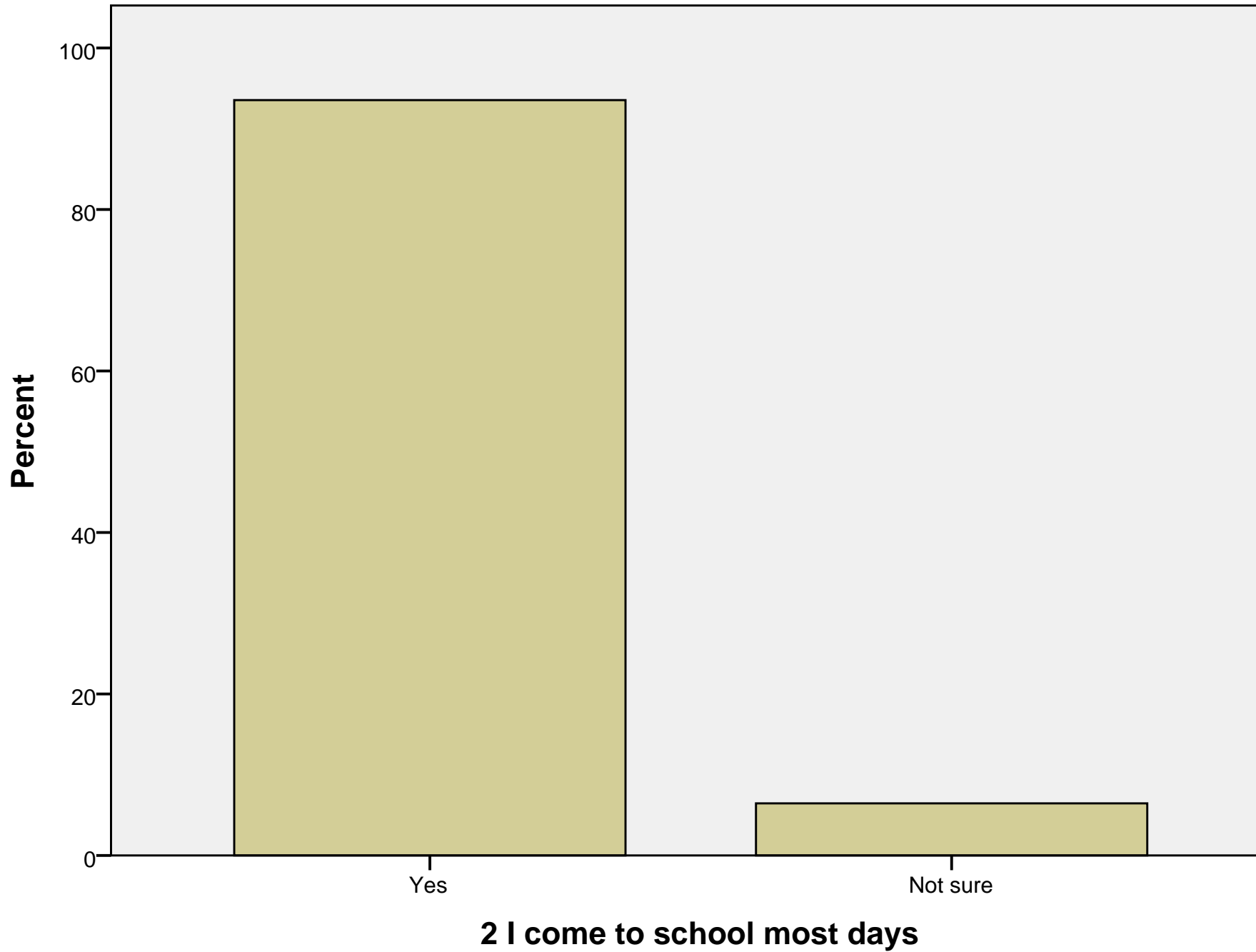
2 I come to school most days

N	Valid	31
	Missing	0

2 I come to school most days

	Frequency	Percent	Valid Percent	Cumulative Percent
Valid Yes	29	93.5	93.5	93.5
Not sure	2	6.5	6.5	100.0
Total	31	100.0	100.0	

2 I come to school most days



Statistics

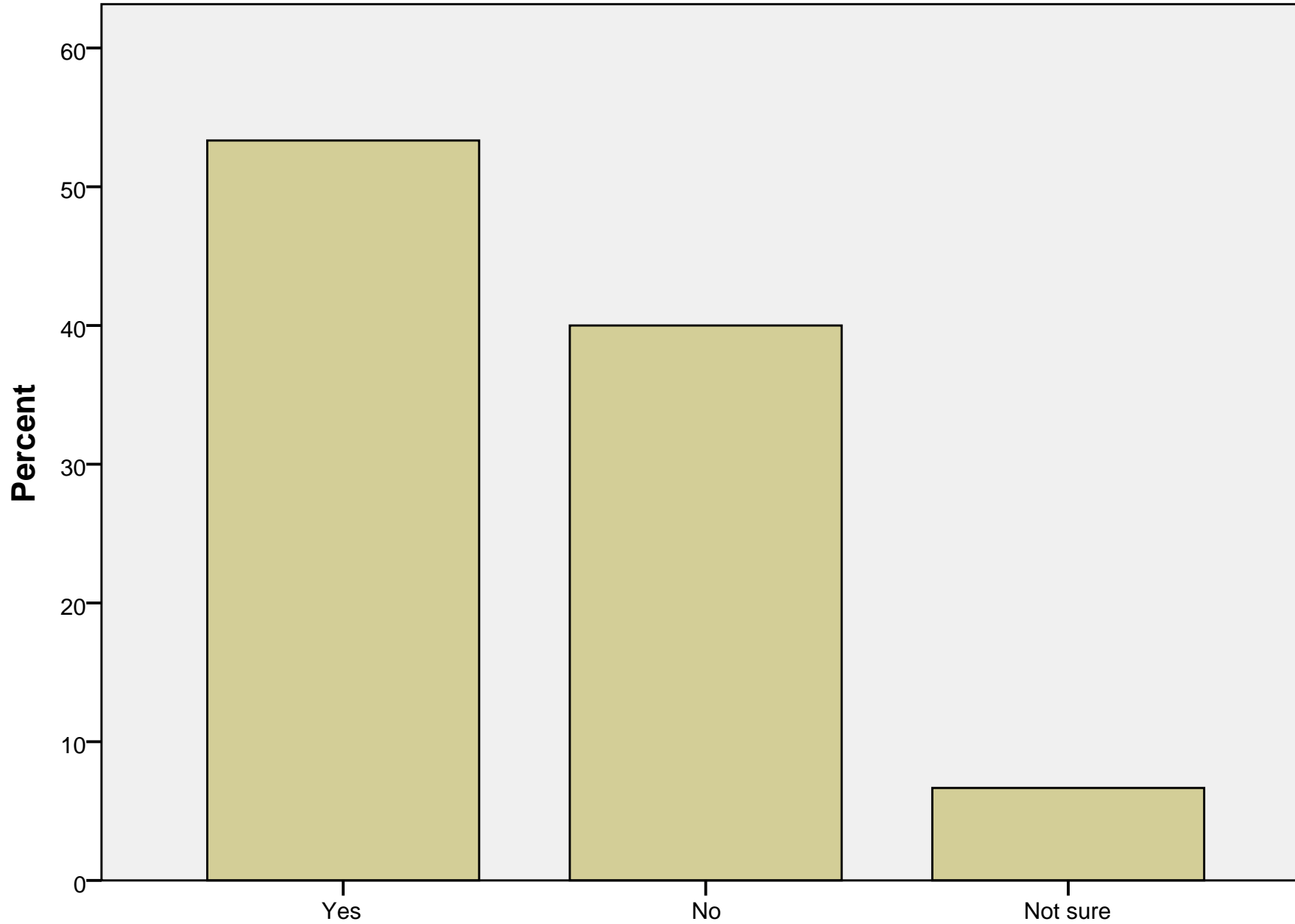
3 I only stay out of school when

N	Valid	30
	Missing	1

3 I only stay out of school when I am sick

		Frequency	Percent	Valid Percent	Cumulative Percent
Valid	Yes	16	51.6	53.3	53.3
	No	12	38.7	40.0	93.3
	Not sure	2	6.5	6.7	100.0
	Total	30	96.8	100.0	
Missing	System	1	3.2		
Total		31	100.0		

3 I only stay out of school when I am sick



3 I only stay out of school when I am sick

Statistics

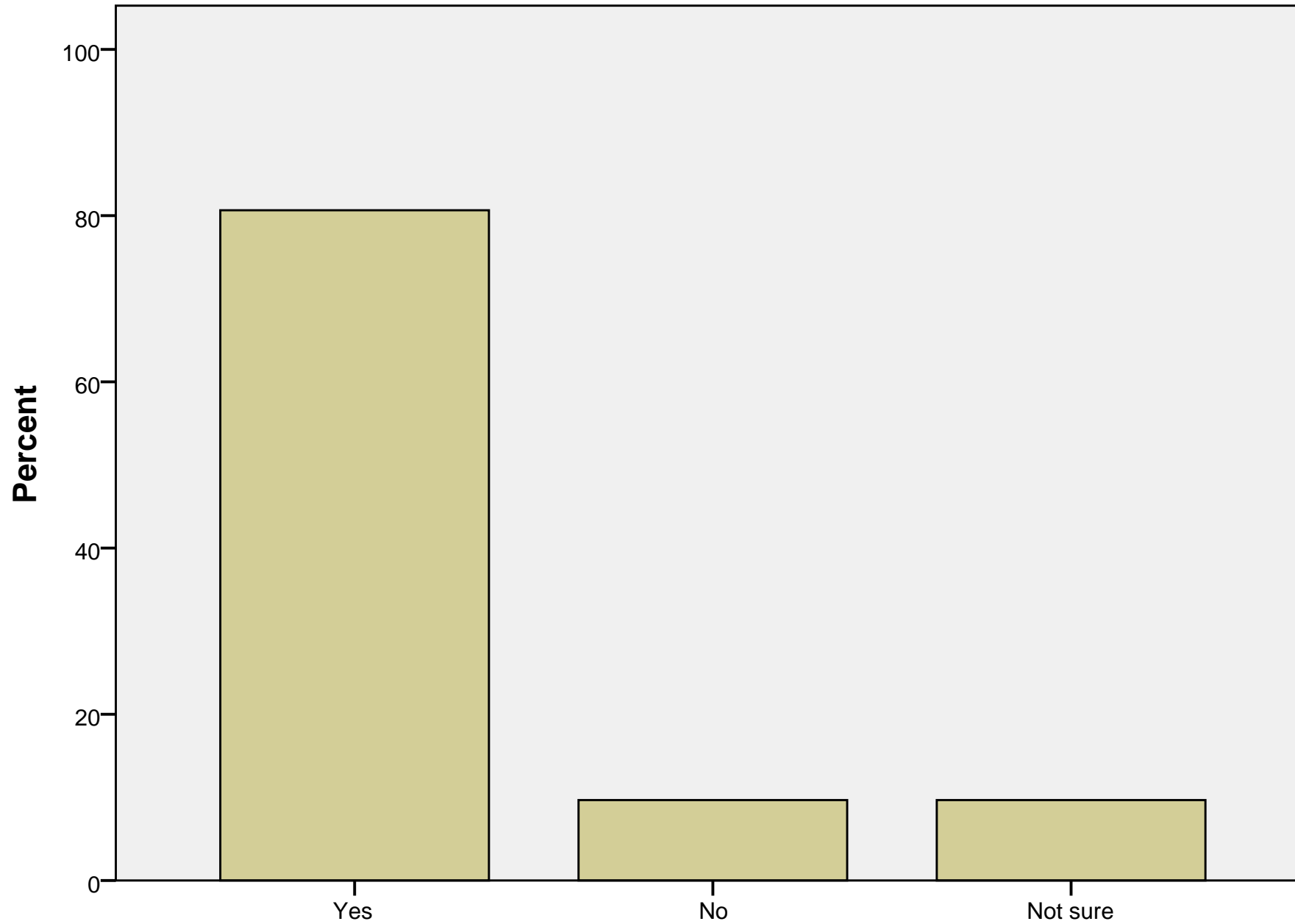
4 I sometimes stay out of school

N	Valid	31
	Missing	0

4 I sometimes stay out of school for other reasons

	Frequency	Percent	Valid Percent	Cumulative Percent
Valid Yes	25	80.6	80.6	80.6
No	3	9.7	9.7	90.3
Not sure	3	9.7	9.7	100.0
Total	31	100.0	100.0	

4 I sometimes stay out of school for other reasons



4 I sometimes stay out of school for other reasons

Statistics

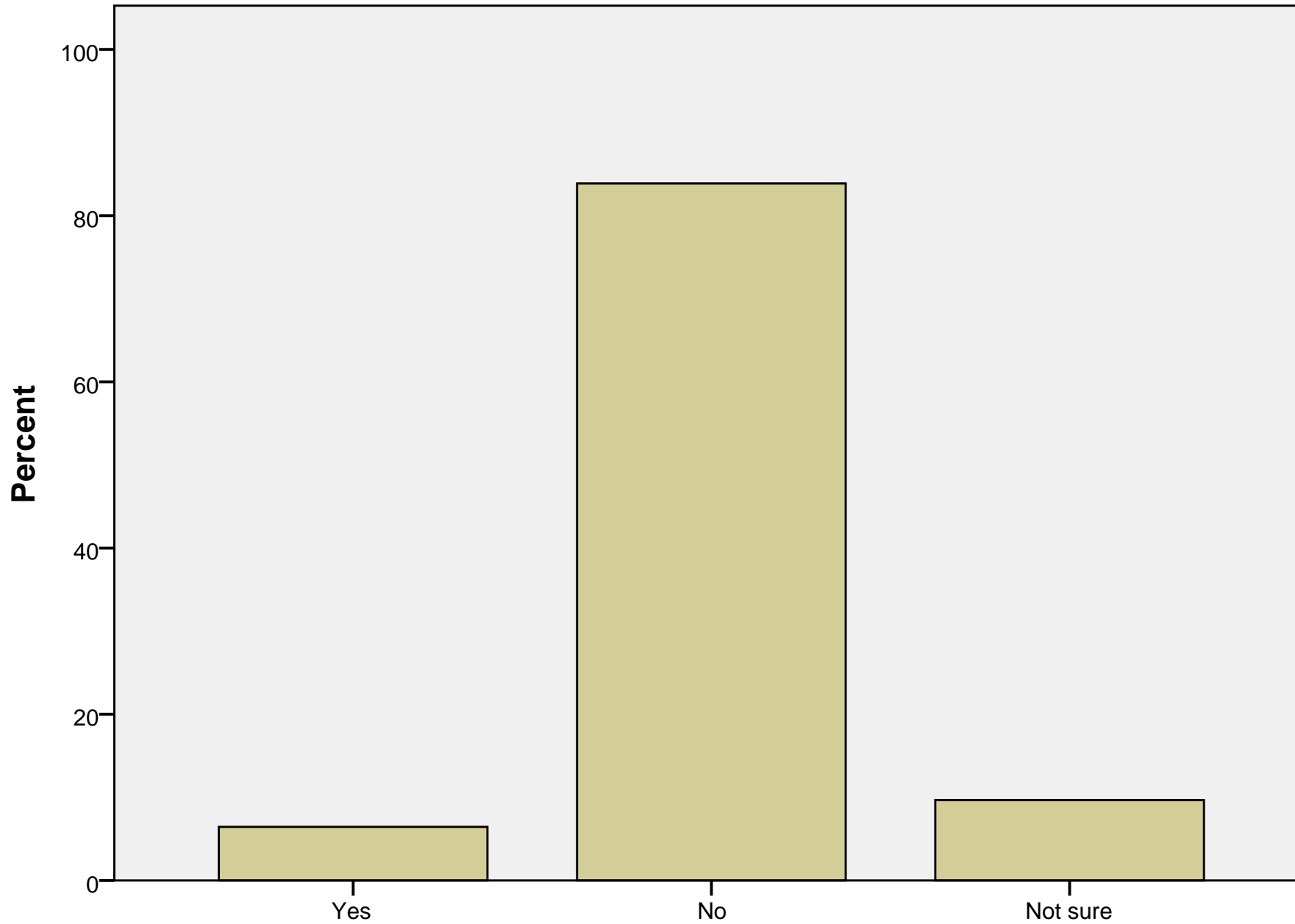
5 I have missed a lot of days in s

N	Valid	31
	Missing	0

5 I have missed a lot of days in sixth class

	Frequency	Percent	Valid Percent	Cumulative Percent
Valid Yes	2	6.5	6.5	6.5
No	26	83.9	83.9	90.3
Not sure	3	9.7	9.7	100.0
Total	31	100.0	100.0	

5 I have missed a lot of days in sixth class



5 I have missed a lot of days in sixth class

Statistics

6 Children in my class get a reward for coming to school often

N	Valid	31
	Missing	0

6 Children in my class get a reward for coming to school often

	Frequency	Percent	Valid Percent	Cumulative Percent
Valid Yes	12	38.7	38.7	38.7
No	13	41.9	41.9	80.6
Not sure	6	19.4	19.4	100.0
Total	31	100.0	100.0	